



# ROOFING SCREWS 2026





## **ABOUT US**

ATF Supplies Ltd is a leading independently owned business supplying a wide range of products to the construction and joinery industries.

Established in 2001. We are based in Middlesbrough and will deliver to most areas of the North East for free, with no order too big or too small!

This brochure includes just a small selection of our product range so please get in touch if you cannot find what you are looking for.

## **HOW TO CONTACT US?**

By Telephone - 01642 457004  
By Email - [sales@atfsupplies.com](mailto:sales@atfsupplies.com)

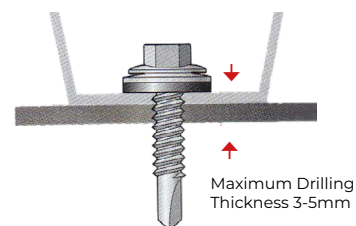
We can happily come and meet you should you require any on site help.

## SELF-DRILLING SCREWS

### For Light Section Steel

Self-drilling hexagon head, for joining roofing sheets to light gauge steel.

With and without EPDM washer. The exterior plating is for a reliable durable corrosion resistant coating.



#### Exterior Screws

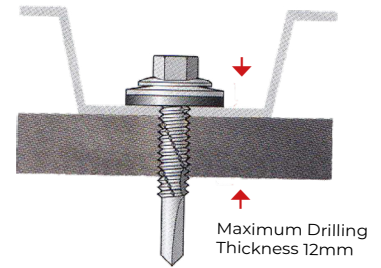
Code	Size (mm)	Maximum Drill Thickness (mm)	Effective Thread Length (mm)	Qty
<b>Without EPDM Washer</b>				
FSRL.1000	5.5 x 25	5	13	100
FSRL.1010	5.5 x 32	5	20	100
FSRL.1020	5.5 x 38	5	26	100
FSRL.1030	5.5 x 50	5	38	100
FSRL.1040	5.5 x 70	5	58	100
FSRL.1050	5.5 x 100	5	88	100
<b>With EPDM Washer</b>				
FSRL.1060	5.5 x 25	5	10	100
FSRL.1070	5.5 x 32	5	17	100
FSRL.1080	5.5 x 38	5	26	100
FSRL.1090	5.5 x 50	5	35	100
FSRL.1100	5.5 x 70	5	55	100
FSRL.1110	5.5 x 100	5	85	100

#### Zinc Screws

Code	Size (mm)	Maximum Drill Thickness (mm)	Effective Thread Length (mm)	Qty
<b>Without EPDM Washer</b>				
FSRH.1000	8 x 1/2	2.5	4	1000
FSRH.1010	8 x 3/4	2.5	10	1000
FSRH.1020	10 x 1/2	3	4	1000
FSRH.1030	10 x 5/8	3	7	1000
FSRH.1040	10 x 3/4	3	10	1000
FSRH.1050	12 x 3/4	5	8	1000
FSRH.1060	12 x 1	5	14	1000
FSRH.1070	12 x 1 1/4	5	21	1000
FSRH.1080	12 x 1 1/2	5	27	1000
FSRH.1090	12 x 1 3/4	5	34	1000

## For Heavy Section Steel

Used for attaching metal to heavy gauge steel (max 12mm) without the need to pre-drill a hole. Exterior plating giving a reliable and durable corrosion resistant coating.



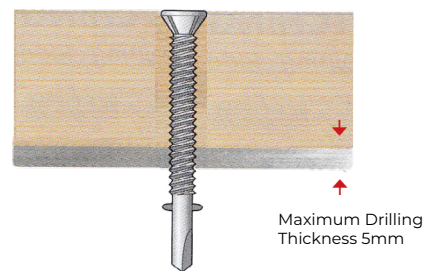
### Exterior Screws

Code	Size (mm)	Maximum Drill Thickness (mm)	Effective Thread Length (mm)	Qty
<b>Without EPDM Washer</b>				
FSRV.1000	5.5 X 32	12	13	100
FSRV.1010	5.5 x 38	12	19	100
FSRV.1020	5.5 x 55	12	36	100
FSRV.1030	5.5 x 100	12	56	100
<b>With EPDM Washer</b>				
FSRV.2000	5.5 x 32	12	10	100
FSRV.2010	5.5 x 38	12	16	100
FSRV.2020	5.5 x 55	12	33	100
FSRV.2030	5.5 x 65	12	43	100
FSRV.2040	5.5 x 80	12	53	100
FSRV.2050	5.5 x 100	12	53	100

## WING TIP SELF- DRILLING SCREWS

## For Light Section Steel

Winged roofing screw, specifically designed for fixing timber to light and heavy section steel. Coarse self-tapping thread with wings designed to ream out the timber.

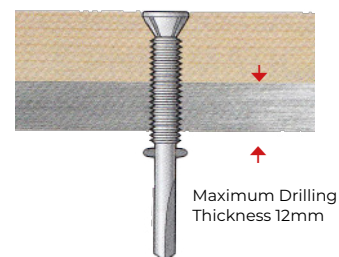


### Zinc Screws

Code	Size (metric)	Effective Thread Length (mm)	Qty
FSRD.1000	4.8 x 38	16	100
FSRD.1010	5.5 x 50	26	100
FSRD.1020	5.5 x 65	41	100
FSRD.1030	5.5 x 85	61	100
FSRD.1040	5.5 x 100	61	100
FSRD.1050	5.5 x 130	61	100
FSRD.1060	5.5 x 150	61	100

## For Heavy Section Steel

Specifically designed to attach wood to metal (max 12mm).  
When the wings hit the metal they break off to permit the thread to self- tap into the metal.



### Zinc Screws

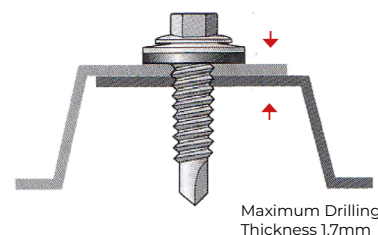
Code	Size (metric)	Effective Thread Length (mm)	Qty
FSRA.1000	5.5 x 45	15	100
FSRA.1010	5.5 x 65	31	100
FSRA.1020	5.5 x 85	51	100
FSRA.1030	5.5 x 120	51	100

## STITCHING SCREWS

### For Light Section Steel

Used for stitching sheet metal without the need to pre-drill a hole. Self - drilling point and tapered shank, with a washered hexagon head.

The exterior coating for a durable corrosion resistant coating.




### Exterior Screws

Code	Size (metric)	EPDM (mm)	Effective Thread Length (mm)	Qty
FSRT.1000	6.3 x 22	16	9	100
FSRT.1020	6.3 x 25	16	12	100

## COMPOSITE PANEL ROOFING SCREWS

### For Light Section Steel

Specifically designed to attach composite panel to light section steel. Self - drilling point with hexagon head.

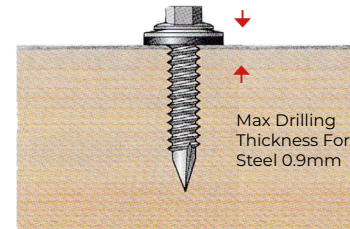


Code	Size (mm)	EPDM (mm)	Max Panel Thickness (mm)	Min Panel Thickness (mm)	Qty
FSRO.1000	5.3/6.3 x 82	16	32	63	100
FSRO.1010	5.3/6.3 x 98	16	48	78	100
FSRO.1020	5.3/6.3 x 115	16	65	95	100

## SLASH POINT ROOFING SCREW

### Slash Point For Timber


Designed to attach sheet metal (max 0.9mm) to timber.  
Hexagon head with slash point for easy pick up.



Code	Size (mm)	EPDM (mm)	Maximum Fixture Thickness (mm)	Qty
FSRS.1000	6.3 x 32	16	0.9	100
FSRS.1010	6.3 x 45	16	5	100
FSRS.1020	6.3 x 45	19	5	100
FSRS.1030	6.3 x 60	16	17	100
FSRS.1040	6.3 x 60	19	17	100
FSRS.1050	6.3 x 80	16	37	100

## HEX HEAD COVER CAPS

Perfect way to blend in roofing and construction screws with coloured panels.



Code	Size (mm)	Colour	Qty
FSRC.1000	16mm	Black	1000
FSRC.1010	16mm	White	1000
FSRC.1020	16mm	Grey	1000